

# Talga Webinar Presentation

Battery materials company Talga Group Ltd (“**Talga**” or “**the Company**”) (**ASX:TLG**) is pleased to provide a copy of the presentation delivered by Talga’s Managing Director Mark Thompson during the investor webinar on Friday 28 February 2025 at 10:30am AWST / 1:30pm AEDT.

The presentation is available on the Company’s website via the link below:

<https://www.talgagroup.com/investors/>

Authorised for release by:

Dean Scarparolo  
*Company Secretary*  
Talga Group Ltd  
+61 (0) 8 9481 6667

# Talga Group (ASX:TLG)

## Quarterly Webinar, February 2025

## Cautionary Statement and Disclaimer

Talga Group Ltd ACN 138 405 419 (the Company) is the issuer of this presentation.

### **Forward-looking statements**

This presentation contains forward-looking statements. Those forward-looking statements reflect views held only as at the date of this presentation. Any such statement is subject to inherent risks and uncertainties. Actual events or results may differ materially from the events or results expressed or implied in any forward-looking statement, and such deviations are both normal and to be expected. Recipients must make their own assessment about the likelihood of a matter, about which a forward-looking statement is made, occurring. The Company makes no representation about the likelihood of a matter, about which a forward-looking statement is made, occurring. The Company and its directors, employees, agents, advisers and consultants: give no representation or warranty to a recipient of this presentation as to the accuracy or completeness of the statements contained in this presentation or in relation to any other matter; and to the fullest extent permitted by law, disclaim responsibility for and have no liability to a recipient of this presentation for any error or omission in or for any statement in this presentation, including any liability arising from negligence.

### **Reliance on presentation**

A recipient of this presentation must make their own assessment of the matters contained herein and rely on their own investigations and judgment in making an investment in the Company. This presentation does not purport to contain all of the information required to make an informed decision whether to invest in the Company. Specifically, this presentation does not purport to contain all the information that investors and their professional advisers would reasonably require to make an informed assessment of the Company's assets and liabilities, financial position and performance, profits, losses and prospects.

### **Not a recommendation or financial advice**

The information in this presentation is not a recommendation to subscribe for securities in the Company and does not constitute financial advice. Any person who intends to subscribe for securities must conduct their own investigations, assessment and analysis of the Company and its operations and prospects and must base their investment decision solely on those investigations and that assessment and analysis. Prospective investors should consult their own legal, accounting and financial advisers about an investment in the Company.

### **Photographs and images**

Photographs, maps, charts, diagrams and schematic drawings in this presentation are owned by and have been prepared or commissioned by the Company, unless otherwise stated. Maps and diagrams used are illustrative only and may not be drawn to scale. Unless stated otherwise, all data contained in charts, graphs and tables is based on information available at the date of this presentation.

# Talga Group Highlights

## Growth market



Battery graphite anode and recycling tech, plus silicon and next gen anode products

## Green Leader



92% less GHG emissions than Chinese anode incumbents

## Strategic



Tier 1, high-grade, anode-flake graphite deposit. Largest resource in Europe

## Location



Stable investment jurisdiction (Sweden) with direct road-rail access to customers

## Powerful fundamentals



Ultra-low cost and clean power grid combines with high yield ore-to-anode process to lower OPEX

## Global accreditations



Operational facilities with ISO 45001, ISO 9001 and ISO 14001 certification

## Advanced



Operating industrial scale coated anode plant since 2022 for customer qualifications

## Robust finance plan



€560m CAPEX (ex-contingency). 60% debt gearing cornerstoned by EIB €150m. plus €70m EU Innovate Grant

## Strong leadership



Decades of experience across wide range of relevant industries plus skin in the game

# Market opportunities

Anode demand is increasing across the total battery market, including applications beyond EVs



# Market demand - natural graphite



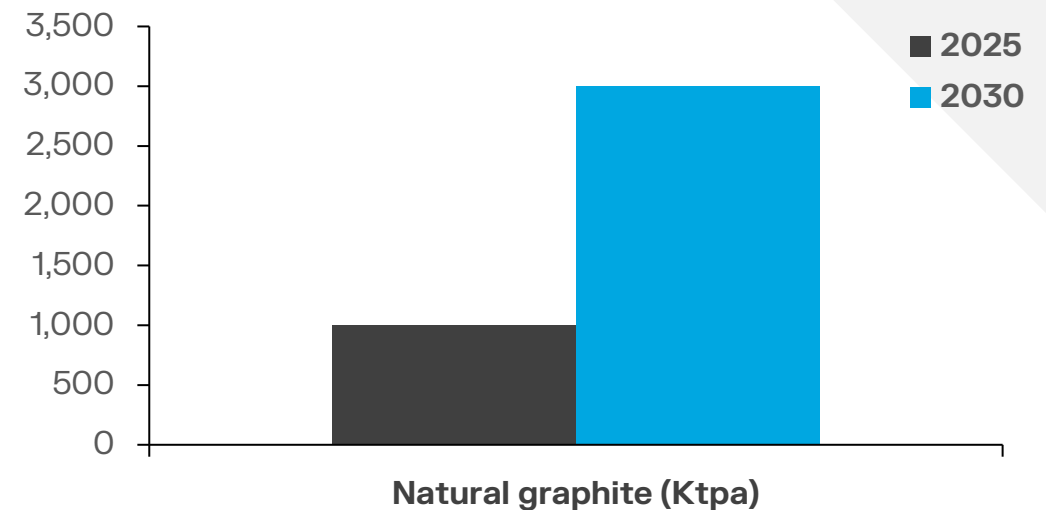
Natural graphite is a naturally occurring mineral. It is higher capacity and lower energy consumption during processing compared to synthetic anodes



Synthetic graphite is made from the treatment of fossil-fuel waste. As it is a manufacturing process, it is more energy-intensive

## Demand for natural graphite continues to grow with future demand based on:

1. Upcoming regulations like the Battery Passport make the emission signature of synthetic graphite less attractive
2. Natural graphite has higher capacity, meaning the batteries have more energy density
3. Current low prices of synthetic graphite are not sustainable, driven by Chinese subsidies and excess capacity



# Geopolitical drivers

Current global anode production is very heavily reliant on **China**



Spherical Graphite



Synthetic Anode



European Commission creating support for new local battery material supply

Critical Raw Materials Act now in force

Strategic Projects with accelerated permits and funding access to be announced end Q1 2025

Clean Industrial Deal launched Q1 2025

Joint Purchasing Platform for Critical Raw Materials due Q2-Q3 2025

Carbon Border Adjustment Review in 2025

# Market Outlook



## Consensus on upside returning in 2025



- › “Graphite price was down 10-15% last year but our graphite (equities) basket down 50%... graphite prices are (now) in the cost curve, they can’t really go materially lower than this.”

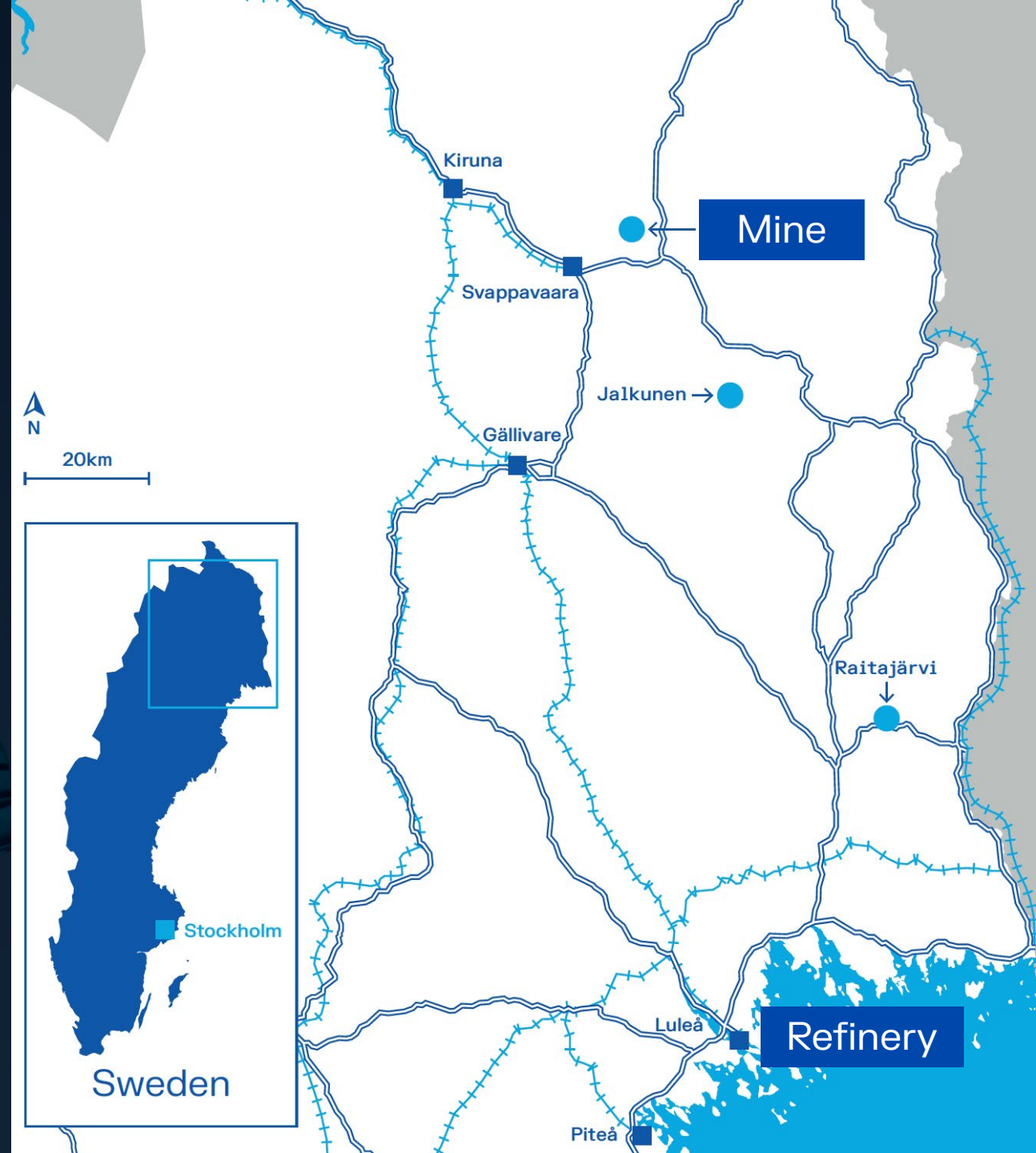
Source: *Battery Materials Review*

- › “Battery-grade natural graphite prices are expected to remain stable from the historically low base in the first half of 2025 before rebounding in the second half.” Source: *Benchmark*
- › “Industry participants are bullish towards demand in the anode sector. There has been significant re-stocking in Dec 2024, with many participants expecting anode raw material prices to rise in 2025.” Source: *Fastmarkets*
- › “Synthetic Graphite: China will continue leading growth but capacity is filling, and ex-China market predicted to be in deficit.” Source: *Benchmark*



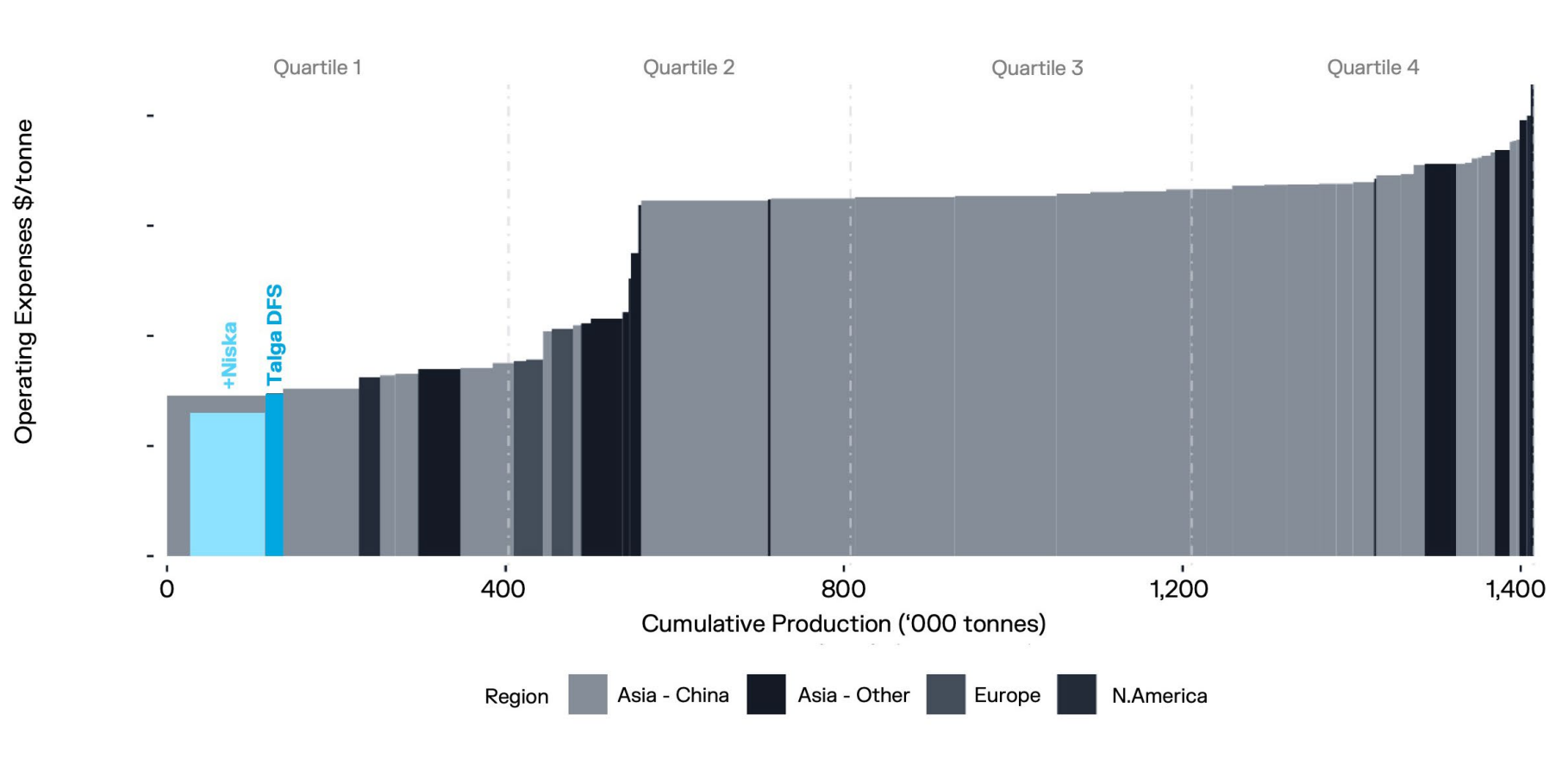
# Vittangi Anode Project Sweden

- ▶ Largest and highest-grade natural graphite resources in Europe, integrated with downstream anode production refinery
- ▶ Planned (Stage 1) production of 19,500tpa for >20 years from ore reserve of 2.3Mt at 24.1%Cg
- ▶ Significant expansion potential from Vittangi graphite project total JORC 2012 mineral resource of 35Mt at 23.8% Cg. Option study maps path to ~425,000tpa anode concentrate
- ▶ Secure jurisdiction and premium logistics. Direct road and rail to EU customers. Low cost hydro, wind and nuclear power grid



# Competitive Anode Cost Profile


Combining Talga’s high grade, 100% anode size flake deposit with low-loss process technology and low energy costs results in globally competitive costs



Cost Curve depicting cash operating cost position (excluding profit and surcharges such as taxes and duties) on an ex-works basis for each facility/location. With exception of Talga, all facilities are believed to be operational.

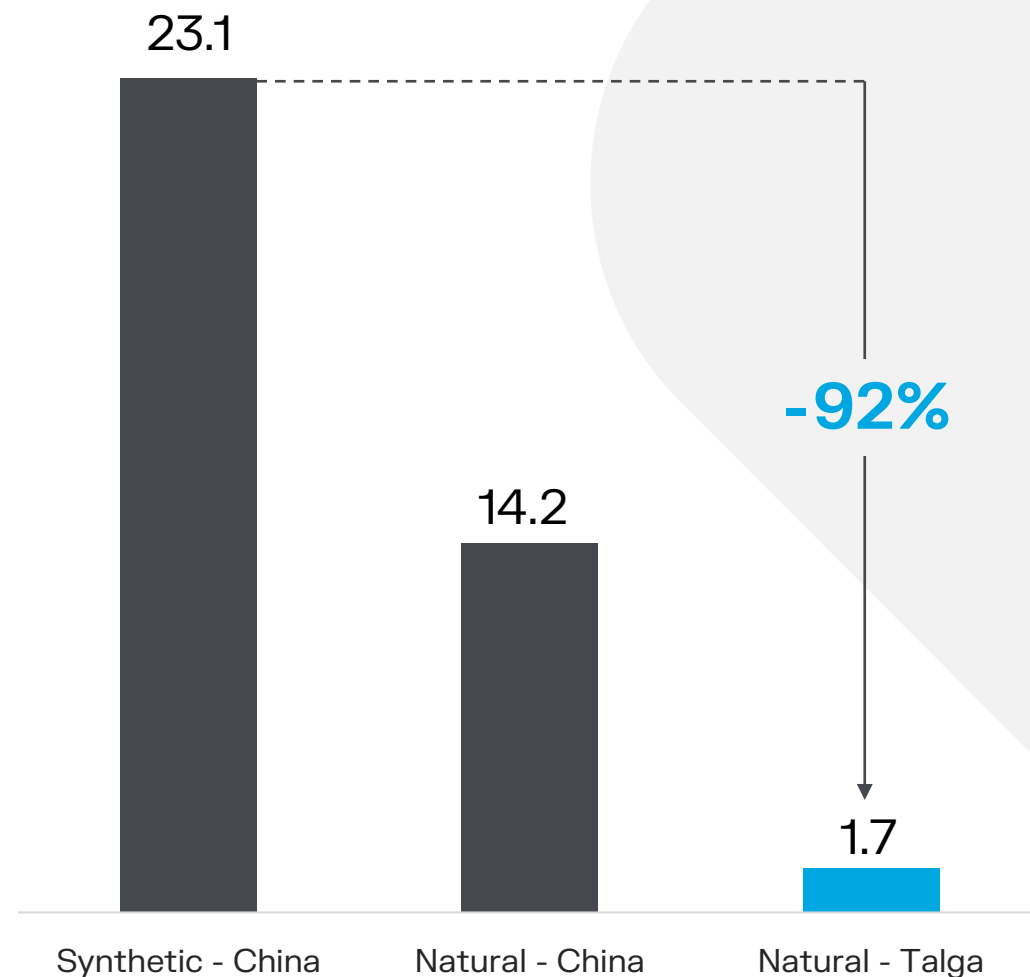
# Cleaner anode production

Renewable electricity, high-grade graphite ore and high-yield process technology result in lower carbon footprint

 **92% less emissions**

Cradle-to-gate peer-review LCA conducted to ISO 14040:2006 and 14044:2006 standard

CO<sub>2</sub>-eq per kg of anode active material



# Vittangi Anode Project Financing Sources

Vittangi Anode Project FEED study estimated capex of €560m (ex-contingency)



Key Finance Partner



Key Project Partners

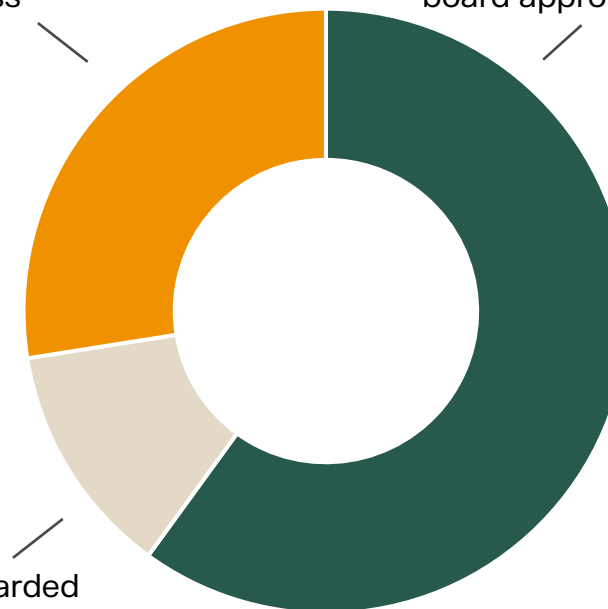


## Progressing project financing strategy targeting a 60:40 debt gearing strategy

Ultimate funding strategy will be based on the negotiations with potential partners and financiers, and the conditions of the equity capital markets and relative debt financing opportunities at the time of a final investment decision

Discussions with strategic investors underway, focused at project level and in offtake process

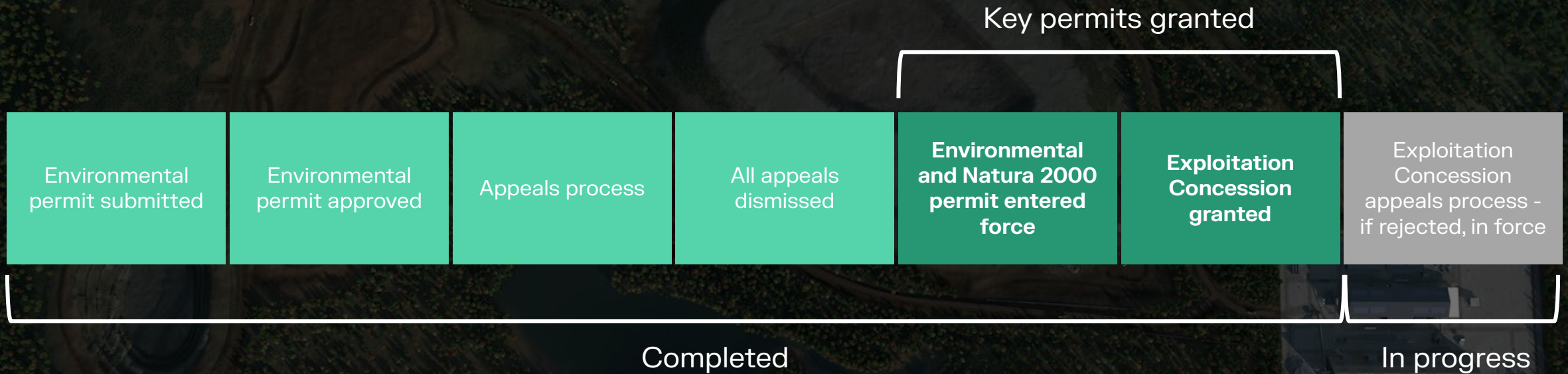
Debt consortium finalised including €150 million board approval by EIB



€70 million grant awarded by EU Innovation Fund

# Anode Project **mine permitting status**

Vittangi graphite mine - major permit milestones achieved with key permits granted



# Anode Project refinery permitting status

Luleå anode refinery - fully permitted chemical industrial site 100% owned by Talga

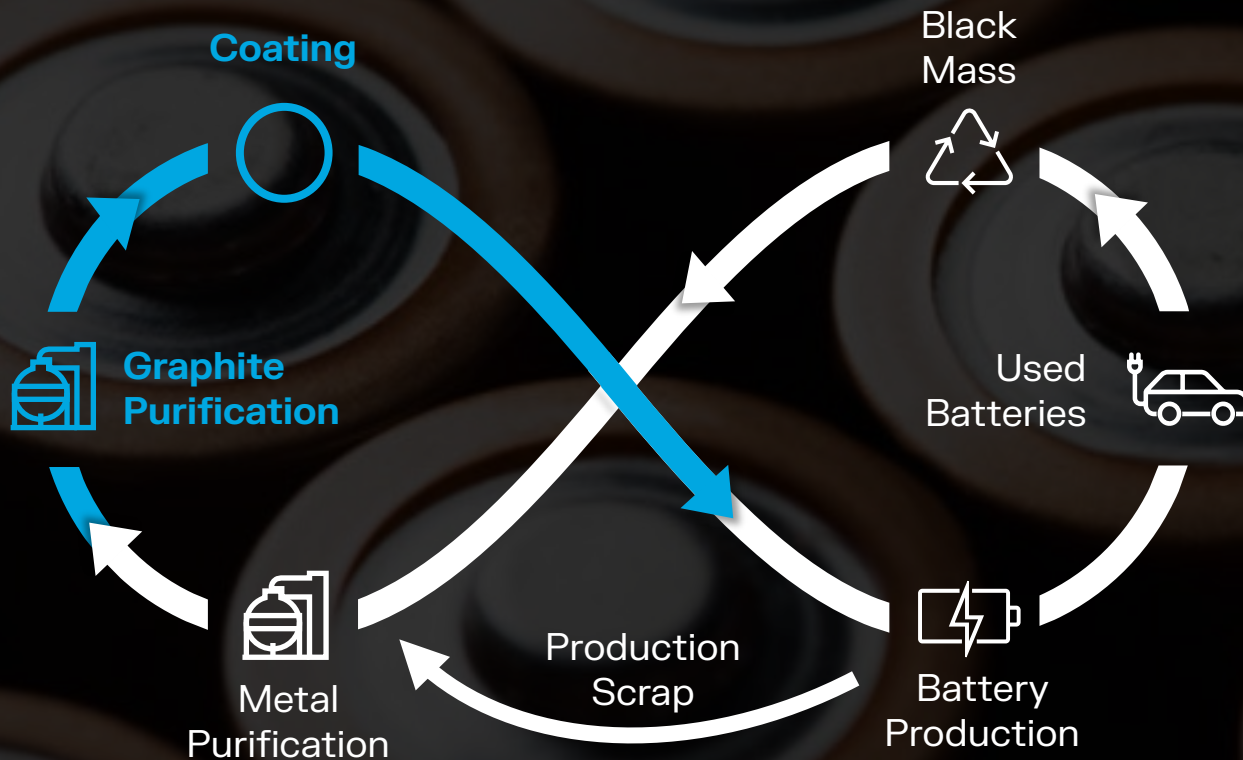
*talga*

Key permit granted



Completed

# Development: Talnode<sup>®</sup>-C Recycled Series



**Talga's innovative process and production technologies applies to recycled graphite from black mass**

Opportunity to expand commercial sites and production synergies more globally

Strong demand from auto OEMs and battery manufacturers facing recycling regulations

Talga wins UK and EU grant funding to support development

Agreements with Altilium, including non-binding MoU for recycled graphite feed, and Aurubis

Further programs to evaluate performance with additional parties, including the US market

# Growth Product: Talnode<sup>®</sup>-Si Silicon Series

Patented silane-free silicon anode utilising Talga graphene and graphite

- Si Designed to boost energy density of LFP, LFMP and NMC batteries
- Large-scale, cost competitive production method using natural pre-cursors
- Pilot plant operating successfully - Customer testing advanced
- Commercialisation plans and sites under investigation with range of global parties



# Talga Group Operations

## Sweden

Talga AB  
Södra Kungsgatan 5B  
972 35 Luleå, Sweden  
t: +46 (0) 10-303 71 00  
e: kontakt@talgagroup.com

Skeppsbron 26  
111 30 Stockholm, Sweden  
e: kontakt@talgagroup.com

## Australia

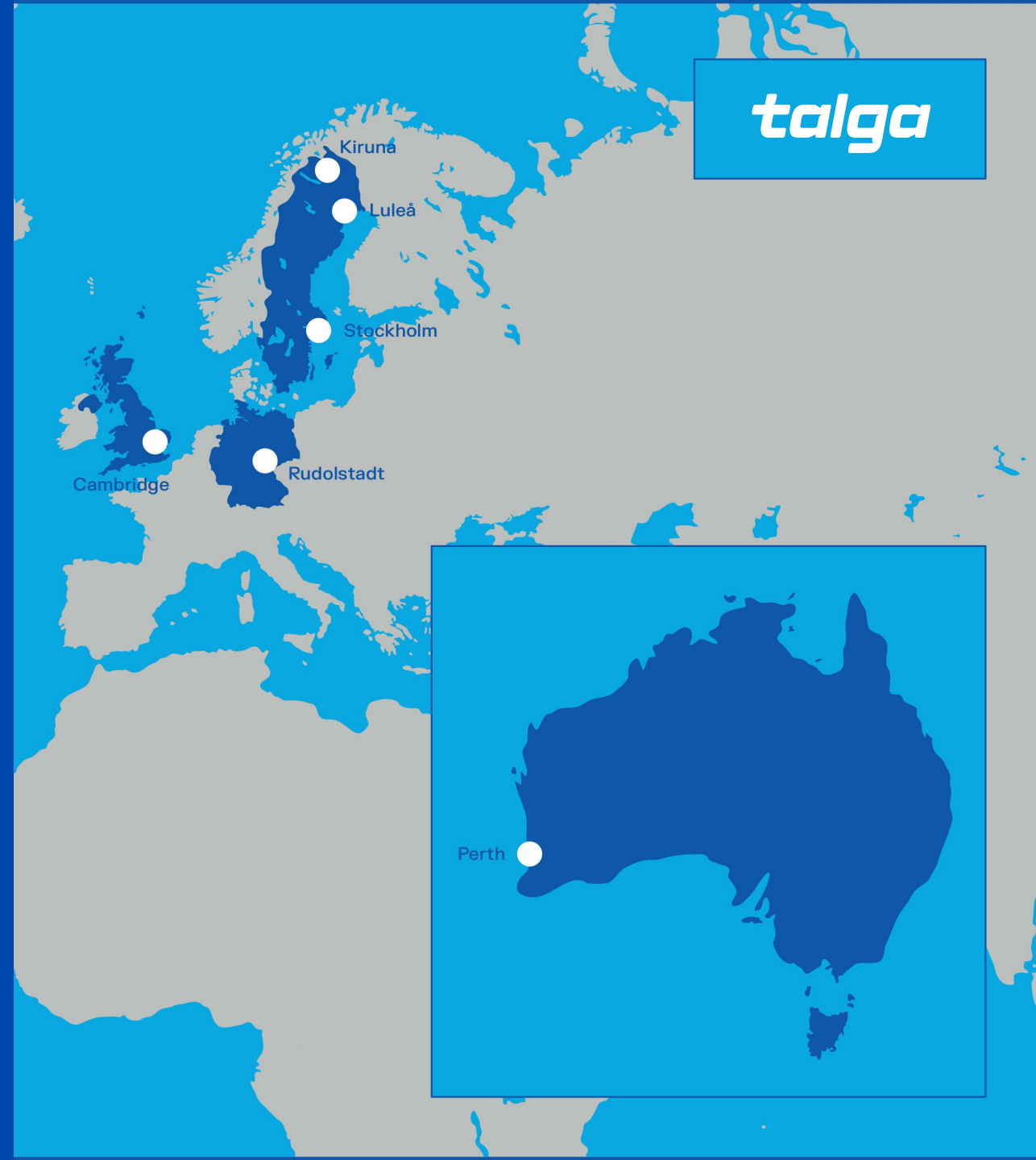
Talga Group Ltd  
Suite 3.03, Level 3  
46 Colin Street  
West Perth, WA 6005 Australia  
t: +61 8 9481 6667  
e: info@talgagroup.com

## United Kingdom

Talga Technologies Limited  
Conqueror House  
Chivers Way  
Histon, Cambridge  
CB24 9ZR, England  
t: +44 1223 420416  
e: info.uk@talgagroup.com

## Germany

Talga Advanced Materials GmbH  
Prof.-Hermann-Klare-Str. 25  
07407 Rudolstadt, Germany  
t: +49 3672 4766930  
e: info.de@taglagroup.com



# *talga*

[www.talgagroup.com](http://www.talgagroup.com)



ASX:TLG

# Talga Group Board of Directors



**Terry Stinson**



**Mark Thompson**



**Grant Mooney**



**Steve Lowe**



**Ola Rinnan**

<b>Chair</b>	<b>Managing Director</b>	<b>Non-Executive Director</b>	<b>Non-Executive Director</b>	<b>Non-Executive Director</b>
<p>Over 35 years' Executive and Non-Executive Director experience for global innovation companies. Formerly the CEO and MD of Orbital Corporation, VP for Global Fuel Systems at Siemens AG and CEO of Synerject. Currently the Chair of Carnegie Clean Energy Limited and Non-Executive Director of Aurora Labs.</p>	<p>Over 30 years' global experience in the mineral industry including resource project development, technology and management. Founded Talga in 2009 and listed the company on the Australia Securities Exchange in mid-2010. A member of the Australian Institute of Geoscientists and the Society of Economic Geologists.</p>	<p>Strong corporate advisory background with extensive experience in equity capital markets, corporate governance and M&amp;A transactions. A member of the Institute of Chartered Accountants in Australia. Currently a Non-Executive Director of several ASX listed companies.</p>	<p>Strong business management and taxation background with more than 20 years' experience consulting to corporate and high wealth clients. A member of the Australian Institute of Company Directors.</p>	<p>Extensive commercialisation and leadership experience across the energy, banking and finance sectors. Has held numerous board positions for European listed companies and financial institutions including Non-Executive Directorships in Smedvig group companies and DFCU Bank.</p>

# Talga AB Board of Directors



**Eva Nordmark**

**Chair**

Former Swedish Minister of Employment and Gender Equality, member of the Swedish Parliament and President of the Swedish Confederation of Professional Employees.



**Anders Granberg**

**Director**

A prominent industry figure in northern Sweden with extensive history as business developer, company and project manager.



**Ola Rinnan**

**Director**

Extensive commercialisation and leadership experience across the energy, banking and finance sectors. Has held numerous board positions for European listed companies and financial institutions.



**Martin Phillips**

**Director**

Experienced commercial and project manager with over 25 years of global metals and mining sector experience.



**Mark Thompson**

**Director**

Over 30 years' global experience in the mineral industry including resource project development, technology and management. Founded Talga in 2009.

# Group Executive Management Team



**Martin Phillips**

---

**Chief Executive Officer**

25+ years of global metals and mining experience. Former Commercial Manager of global mineral producer Iluka Resources. Prior senior engineering and management roles across battery recycling programs and smelting innovations at MIM's Mt Isa and UK operations.



**Anna Motta**

---

**Chief Technology Officer**

20+ years of expertise in carbon nanomaterials and extensive experience in managing R&D programs. Formerly the manager of several research programs at Cambridge Graphene Centre with focus on industry partnerships and technology transfer.



**Per-Inge Kruse**

---

**Director BD & Strategic Alliances**

20+ years of experience in sales, BD and strategic alliances across the automotive and marine industries. Former Executive Director of automotive design and development group FEV's Swedish subsidiary and Head of BD at transport and energy engineering consultancy Ricardo.



**Eva Pijnenburg**

---

**Director People & Culture, H&S**

20+ years experience across a range of HR management and recruitment consultancy positions. A strong background in labor law and negotiations, as well as HR department and process development to support people and company culture.

# JORC Graphite Reserve and Resources

Ore Reserve <sup>3,5</sup>	Tonnes	Graphite (% Cg)
<b>Nunasvaara (JORC 2012)</b>	<b>2,260,140</b>	<b>24.1</b>
Probable	2,260,140	24.1
<b>Mineral Resources <sup>1,2,4,6,7,8</sup></b>	<b>Tonnes</b>	<b>Graphite (% Cg)</b>
<b>Vittangi (JORC 2012)</b>	<b>35,020,000</b>	<b>23.8</b>
Indicated	26,691,000	24.3
Inferred	8,329,000	22.1
<b>Jalkunen (JORC 2012)</b>	<b>31,500,000</b>	<b>14.9</b>
Inferred	31,500,000	14.9
<b>Raitajärvi (JORC 2004)</b>	<b>4,300,000</b>	<b>7.1</b>
Indicated	3,400,000	7.3
Inferred	900,000	6.4
<b>Total Mineral Resources</b>	<b>70,820,000</b>	<b>18.8</b>

Note:

1. Mineral resources are inclusive of ore reserves.
2. Mineral Resources are reported at various cut off grades: Vittangi 12.5% Cg, Jalkunen 5% Cg and Raitajärvi 5% Cg.
3. Ore Reserve is reported at a cut off grade of 12% Cg.
4. Errors may exist due to rounding.

# JORC Exploration Target

2021 Exploration Target Vittangi Graphite Project		
Vittangi (JORC 2012)	Low	High
Tonnage Range	170Mt	200Mt
Grade Range	20% Cg	30% Cg

*Note that the potential quantity and grade of the Exploration Target is conceptual in nature, there has been insufficient exploration to estimate a Mineral Resource and it is uncertain if further exploration will result in the estimation of a Mineral Resource.*

Talga completed new ground electromagnetic geophysical ("EM") surveys of graphite targets at Vittangi following the 2020 upgrade of the Vittangi graphite resource. The EM survey results have been reviewed in combination with prior Talga geochemical samples collected from the surface within the conductors, which averaged 26.2% graphite ("Cg") (ASX:TLG 15 Nov 2012). Modelling of this data in conjunction with positive outcomes of the Niska underground mining scoping study have enabled a revised JORC-compliant Exploration Target estimate totalling 170-200Mt at 20-30% Cg at Vittangi (ASX:TLG 20 Jul 2021). This is a significant increase from the previous 26-46Mt at 20-30% Cg (ASX:TLG 17 Sep 2020). The majority of this estimate is proximal along strike and down dip from Talga's existing Vittangi JORC (2012) graphite resources of 35.0Mt @ 23.8% Cg. Additional targets are located along the mapped graphite units around the greater Nunasvaara Dome area.

New rounds of diamond core drilling commenced at Vittangi in mid-2021. The staged 69 hole diamond drilling program totalling ~8,000m tested parts of the JORC Exploration Target as down-dip extensions of the current JORC Resources as well as shallow subcrop targets between Nunasvaara North and Niska South. Reviews of JORC Exploration Targets will be undertaken where significant changes are indicated by continued exploration.

See Talga's ASX announcement dated 20 July 2021 for further information.

## Competent Person Statements

The Vittangi Mineral Resource estimate was first reported in the Company's announcement dated 6 October 2023 titled 'Talga boosts Swedish battery graphite'. The Company confirms that it is not aware of any new information or data that materially affects the information included in the previous market announcement and that all material assumptions and technical parameters underpinning the Resource estimate in the previous market announcement continue to apply and have not materially changed.

The Nunasvaara Ore Reserve statement was first reported in the Company's announcement dated 1 July 2021 titled 'Robust Vittangi Anode Project DFS'. The Company confirms that it is not aware of any new information or data that materially affects the information included in the previous market announcement and that all material assumptions and technical parameters underpinning the Reserve estimate in the previous market announcement continue to apply and have not materially changed.

The Jalkunen Mineral Resource estimate was first reported in the Company's announcement dated 27 August 2015 titled 'Talga Trebles Total Graphite Resource to Global Scale'. The Company confirms that it is not aware of any new information or data that materially affects the information included in the previous market announcement and that all material assumptions and technical parameters underpinning the Resource estimate in the previous market announcement continue to apply and have not materially changed.

The Raitajärvi Mineral Resource estimate was first reported in the Company's announcement dated 26 August 2013 titled '500% Increase to 307,300 Tonnes Contained Graphite in New Resource Upgrade for Talga's Swedish Project'. The Company confirms that it is not aware of any new information or data that materially affects the information included in the previous market announcement and that all material assumptions and technical parameters underpinning the Resource estimate in the previous market announcement continue to apply and have not materially changed.

The Company first reported the production target and forecast financial information referred to in this presentation in accordance with Listing Rules 5.16 and 5.17 in its announcement titled 'Robust Vittangi Anode Project DFS' dated 1 July 2021. The Company confirms that other than the capex updated in the FEED Study first reported in the Company's announcement titled 'Completion of Vittangi Anode Project FEED Study delivers strong results' dated 15 April 2024 all material assumptions underpinning that production target and forecast financial information derived from that production target continue to apply and have not materially changed.

The Company first reported the production target and forecast financial information referred to in this presentation in accordance with Listing Rules 5.16 and 5.17 in its announcement titled 'Positive Niska Scoping Study Outlines Pathway to Globally Significant Battery Anode Production' dated 7 December 2020. The Company confirms that all material assumptions underpinning that production target and forecast financial information derived from that production target continue to apply and have not materially changed.

The Company first reported the production target referred to in this presentation in accordance with Listing Rule 5.16 in its announcement titled 'Vittangi Anode Project Expansion: Interim Scoping Study' dated 11 June 2024. The Company confirms that all material assumptions underpinning that production target continue to apply and have not materially changed.

The Information in this presentation that relates to prior exploration results for the Vittangi Graphite Project is extracted from ASX announcements that are referred to in the relevant slides of the presentation and that are available to view on the Company's website at [www.talgagroup.com](http://www.talgagroup.com). The Company confirms that it is not aware of any new information or data that materially affects the exploration results included in the relevant original market announcements. The Company confirms that the form and context in which the Competent Person and Qualified Person's findings are presented have not been materially modified from the relevant original market announcements.

The information in this presentation that relates to the Vittangi exploration target is based on information compiled by Albert Thamm. Mr Thamm is a consultant to the Company and a Competent Person who is a Member of the Australian Institute of Mining and Metallurgy (Membership No.203217). Mr Thamm has sufficient experience, which is relevant to the style of mineralisation and types of deposits under consideration and to the activity which has been undertaken to qualify as a Competent Person as defined in the 2012 edition of the Australasian Code for Reporting of Exploration Results, Mineral Resources and Ore Reserves (JORC Code). Mr Thamm consents to the inclusion in the presentation of the matters based on his information in the form and context in which it appears.

The Information in this presentation that relates to prior exploration results for the Aero Project is extracted from ASX announcements that are referred to in the relevant slides of the presentation and that are available to view on the Company's website at [www.talgagroup.com](http://www.talgagroup.com). The Company confirms that it is not aware of any new information or data that materially affects the exploration results included in the relevant original market announcements. The Company confirms that the form and context in which the Competent Person and Qualified Person's findings are presented have not been materially modified from the relevant original market announcements.