

Talga Presentation at Pareto Securities' Battery Metals & Mining Conference

Battery anode company Talga Group Ltd (“**Talga**” or “**the Company**”)(**ASX:TLG**) is pleased to provide a copy of the presentation delivered by the Company’s Managing Director, Mark Thompson, during Pareto Securities’ Battery Metals & Mining Conference.

The presentation is available on the Company’s website via the link below:

<http://www.talgagroup.com/irm/content/presentations.aspx?RID=301>

Authorised for release by:

Dean Scarparolo
Company Secretary
Talga Group Ltd
T: +61 (0) 8 9481 6667

For further information please contact:

Mark Thompson
Managing Director
Talga Group Ltd
T: +61 (0) 8 9481 6667

Nikki Löf
Marketing & Investor Relations Coordinator
Talga Group Ltd
T: +61 (0) 8 9481 6667

About Talga

Talga Group Ltd (ASX:TLG) is building a European battery anode and graphene additives supply chain, to offer advanced materials critical to its customers’ innovation and the shift towards a more sustainable world. Vertical integration, including ownership of several high-grade Swedish graphite projects, provides security of supply and creates long-lasting value for stakeholders.


Company website: www.talgagroup.com



TALGA GROUP LTD (ASX:TLG)

LOCAL HERO: BUILDING BATTERY ANODE PRODUCTION IN SWEDEN

Pareto Securities'
Battery Metals & Mining Conference



Cautionary Statement and Disclaimer

Talga Group Ltd ACN 138 405 419 (the Company) is the issuer of this presentation.

Niska Scoping Study

The Niska Scoping Study is a preliminary technical and economic study of the potential viability of developing the Nunasvaara North, Niska South and Niska North graphite deposits by constructing an integrated mining and refining operation to produce Talga's anode products for Li-ion batteries. It is based on low level technical and economic assessments that are not sufficient to support the estimation of ore reserves or to provide assurance of an economic development case. Further evaluation work and appropriate studies are required before the Company will be in a position to estimate any ore reserves or to provide any assurance of an economic development case or certainty that the conclusions of the Scoping Study will be realised. The Scoping Study is based on the material assumptions outlined in the announcement of 7 December 2020. These include assumptions about the availability of funding. While Talga considers all of the material assumptions to be based on reasonable grounds, there is no certainty that they will prove to be correct or that the range of outcomes indicated by the Scoping Study will be achieved. To achieve the range of outcomes indicated in the Scoping Study, funding in the order of US\$1,000 million plus contingencies may be required. Investors should note that there is no certainty that the Company will be able to raise that amount of funding when needed. It is also possible that such funding may only be available on terms that may be dilutive to or otherwise affect the value of the Company's existing shares. It is also possible that the Company could pursue other 'value realisation' strategies such as a sale, partial sale or joint venture of the project. If it does, this could materially reduce the Company's proportionate ownership of the deposits covered by the Niska Scoping Study. Given the uncertainties involved, investors should not make any investment decisions based solely on the results of the Scoping Study.

The Company first reported the Niska Scoping Study production targets and forecast financial information referred to in this presentation in accordance with Listing Rules 5.16 and 5.17 in its announcement titled "Niska Scoping Study Outlines Pathway to Globally Significant Battery Anode Production" dated 7 December 2020. The Company confirms that all material assumptions underpinning those production targets and forecast financial information derived from those production targets continue to apply and have not materially changed.

Forward-looking statements

This presentation contains forward-looking statements. Those forward-looking statements reflect views held only as at the date of this presentation. Any such statement is subject to inherent risks and uncertainties. Actual events or results may differ materially from the events or results expressed or implied in any forward-looking statement, and such deviations are both normal and to be expected. Recipients must make their own assessment about the likelihood of a matter, about which a forward-looking statement is made, occurring. The Company makes no representation about the likelihood of a matter, about which a forward-looking statement is made, occurring. The Company and its directors, employees, agents, advisers and consultants: give no representation or warranty to a recipient of this presentation as to the accuracy or completeness of the statements contained in this presentation or in relation to any other matter; and to the fullest extent permitted by law, disclaim responsibility for and have no liability to a recipient of this presentation for any error or omission in or for any statement in this presentation.

Reliance on presentation

A recipient of this presentation must make their own assessment of the matters contained herein and rely on their own investigations and judgment in making an investment in the Company. This presentation does not purport to contain all of the information required to make an informed decision whether to invest in the Company. Specifically, this presentation does not purport to contain all the information that investors and their professional advisers would reasonably require to make an informed assessment of the Company's assets and liabilities, financial position and performance, profits, losses and prospects.

Not a recommendation or financial advice

The information in this presentation is not a recommendation to subscribe for securities in the Company and does not constitute financial advice. Any person who intends to subscribe for securities must conduct their own investigations, assessment and analysis of the Company and its operations and prospects and must base their investment decision solely on those investigations and that assessment and analysis. Prospective investors should consult their own legal, accounting and financial advisers about an investment in the Company.

Photographs and images

Photographs, maps, charts, diagrams and schematic drawings in this presentation are owned by and have been prepared or commissioned by the Company, unless otherwise stated. Maps and diagrams used are illustrative only and may not be drawn to scale. Unless stated otherwise, all data contained in charts, graphs and tables is based on information available at the date of this presentation.

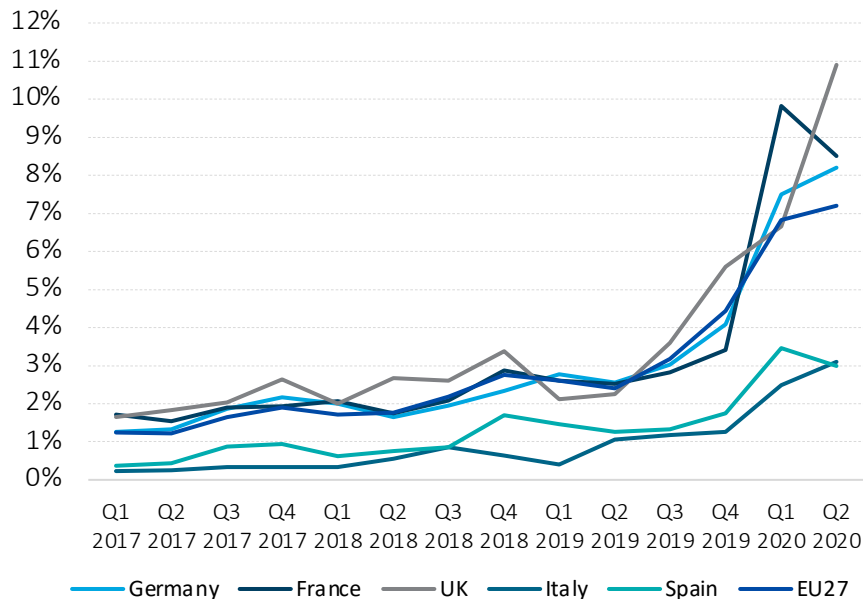
Authorisation

This presentation is authorised for release by the Board of Directors.

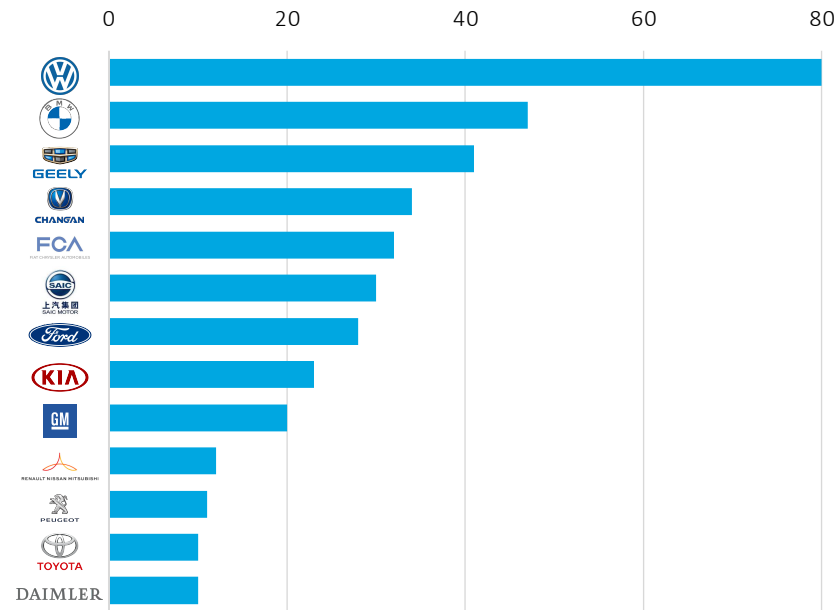
EV Sales Take Off

European EV sales rapidly increased in 2020 and OEMs dramatically expanding their offerings

EV Share of Sales (%) ⁽¹⁾

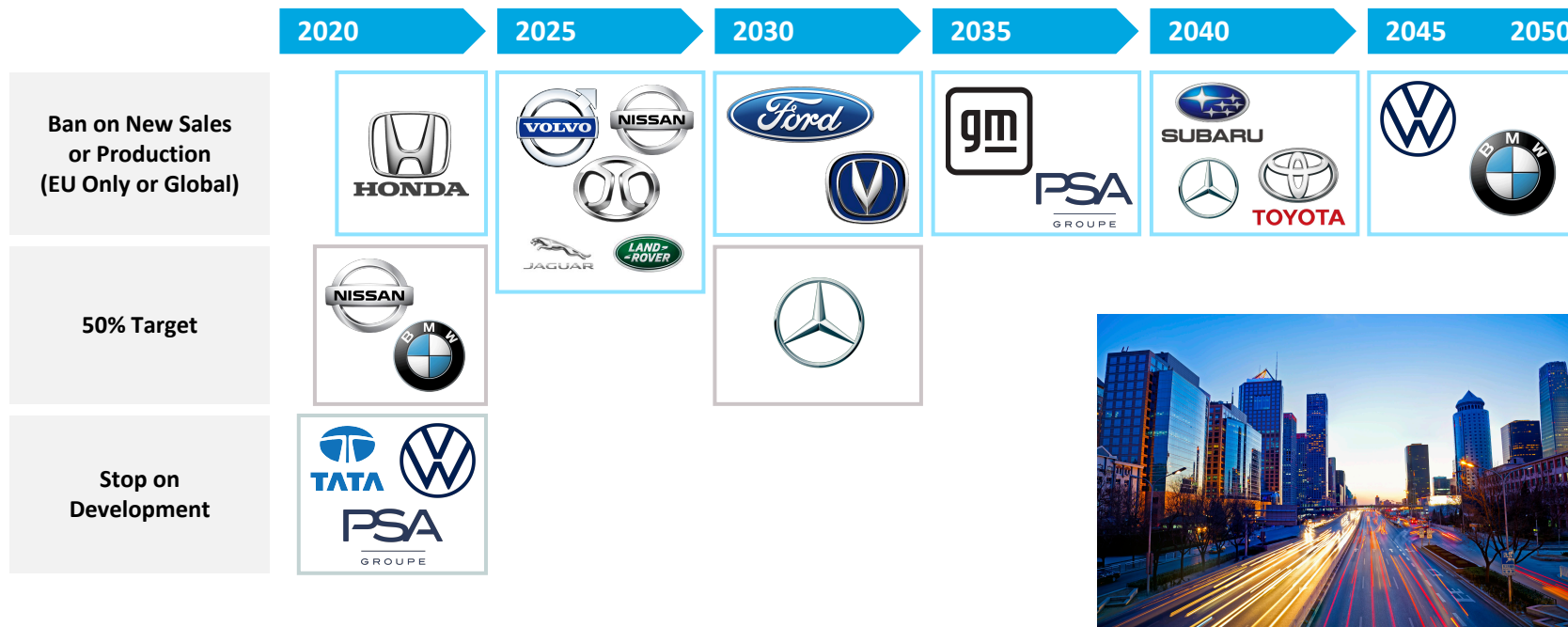


Number of EVs Launched by 2025 ⁽²⁾

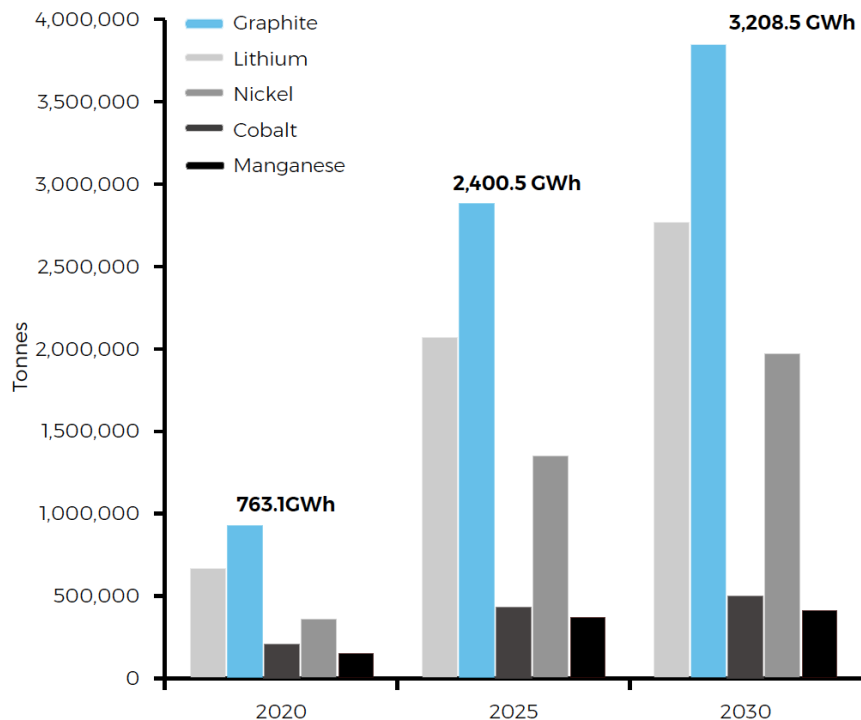


Big Auto Exits Combustion Engines

Growing list of major automotive manufacturers commit to phase out internal combustion engines



Battery Material Demand



- ▶ EV demand and legislative pressure on internal combustion engines creating huge new demand for battery materials
- ▶ **Graphite is the largest single active material in Li-ion battery by volume**
- ▶ ~3.85 million tonnes coated graphite anode required by 2030

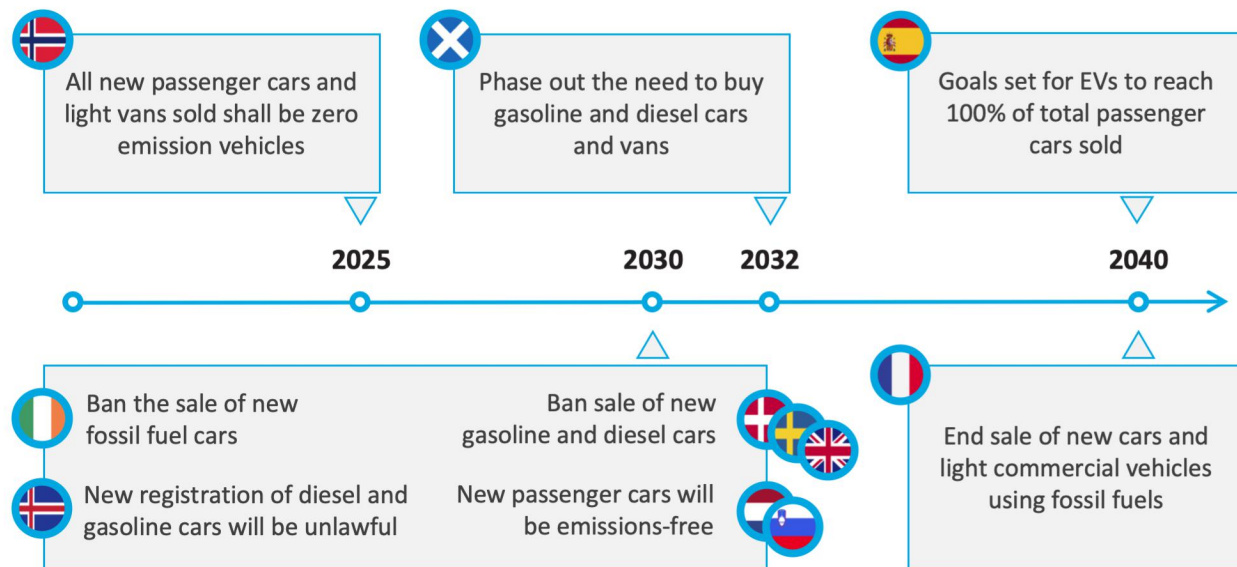
EU: Fastest Growing Battery Market

VOLKSWAGEN northvolt	Germany, 2024 16 GWh, later 24 GWh	Sweden, 2021 32 GWh, later 40 GWh	northvolt
MORVOR	Norway, 2024 8 GWh, later 32 GWh	Norway, 2023 Ramp up to 40 GWh	FREYR Renewable energy storage
CATL	Germany, 2022 14 GWh, later 24 GWh	Slovakia, 2024 10 GWh	inoBat
Envision AESC	United Kingdom, 2010 2.5 GWh	Germany, 2021 Ramp up to 8-12 GWh	microvast
BRITISHVOLT	United Kingdom, 2023 10 GWh, later 35 GWh	Germany, 2022 16 GWh	FARASIS
Leclanché Energy Storage Solutions	Germany, 2020 1 GWh	Poland, 2018 15 GWh, later 65 GWh	LG Chem
NCC AUTOMOTIVE CELLS CO	Germany & France, 2023 Each 8 GWh, later 64 GWh	Hungary, 2020 7.5 GWh, later 23.5 GWh	SK innovation
SVOLT 蜂巢能源	Germany, 2023 Ramp up to 24 GWh	Hungary, 2018 3 GWh, later 30 GWh	SAMSUNG
FAAM	Italy, 2021 Ramp up to 2.5 GWh	Europe, 202X Capacity unknown	BYD
Panasonic	Norway, 202X Capacity unknown	Germany, 2021 Ramp up to 100GWh	TESLA
amte	United Kingdom, 2023 Ramp up to 5GWh	Hungary, 202X Capacity unknown	GSYUASA
VERIKOR	France, 2023 16 GWh, later 50GWh	Europe, 202X Capacity unknown	CALB



Supported by Government

Governments starting to ban new combustion engine cars



EU Battery Passport

- ▶ Initiative introduced at the by the Global Battery Alliance
- ▶ New EU legislation to ensure responsible and sustainable sourcing along EV supply chain
- ▶ Emission intensive products, primarily from China, will be affected

Select Auto Global Battery Alliance Members





Battery Opportunity

Build a new anode supply chain outside of Asia to serve the European and North American markets

Production of the most sustainable and lowest-cost anode for Li-ion batteries would use:

- ▶ *responsibly extracted natural graphite*
- ▶ *100% sustainable electricity*
- ▶ *locally produced materials (short supply chain)*

Talga Group

Talga is building Europe's largest anode supply chain, running on 100% renewable electricity and natural materials, to produce ultra-low emission anode products for greener Li-ion batteries

- ▶ Tier 1 location – Sweden; local to battery megafactories, with industry-leading grade ore and processing yields
- ▶ High-performance anode products advancing under qualification process with battery manufacturers and automotive OEMs
- ▶ Targeting full scale production in 2023 with full mine-to-product ownership resulting in competitive cost and quality advantages

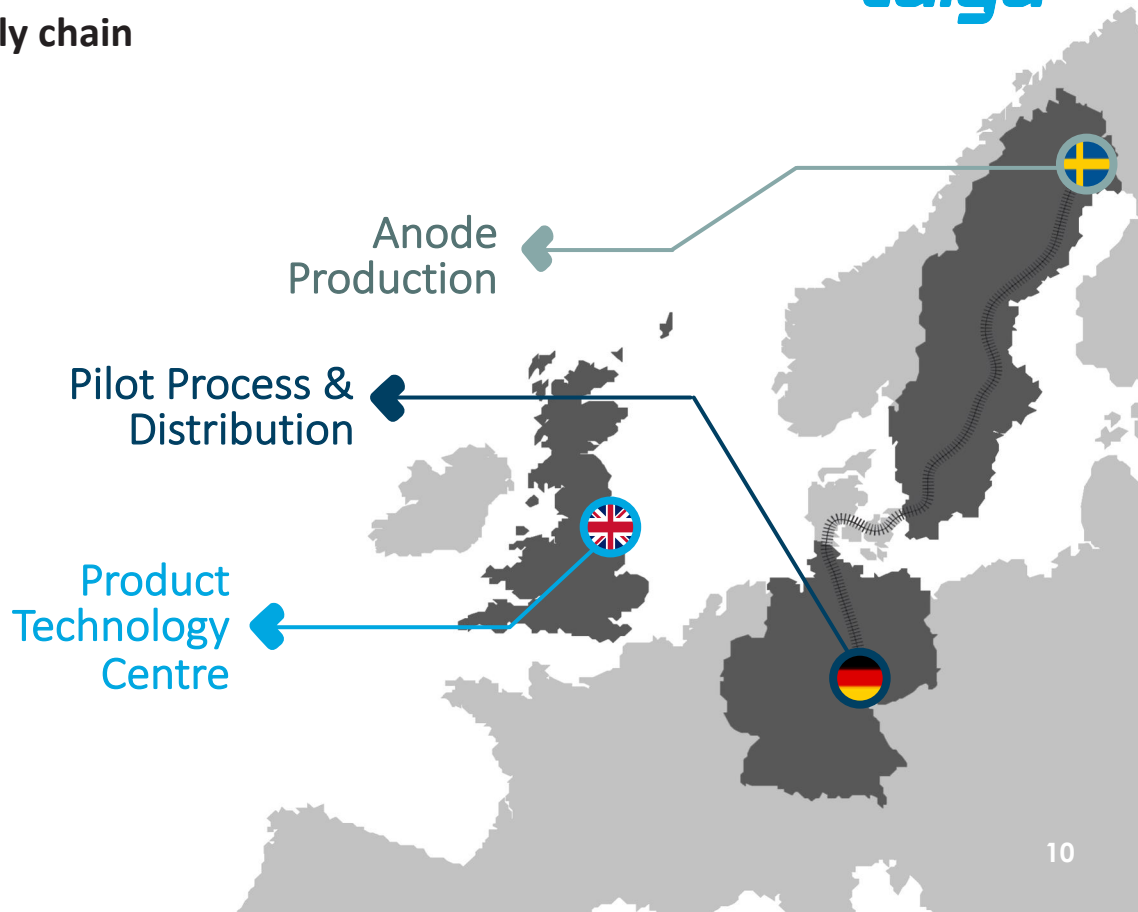


Talga Europe Operations

European-based 100% controlled supply chain

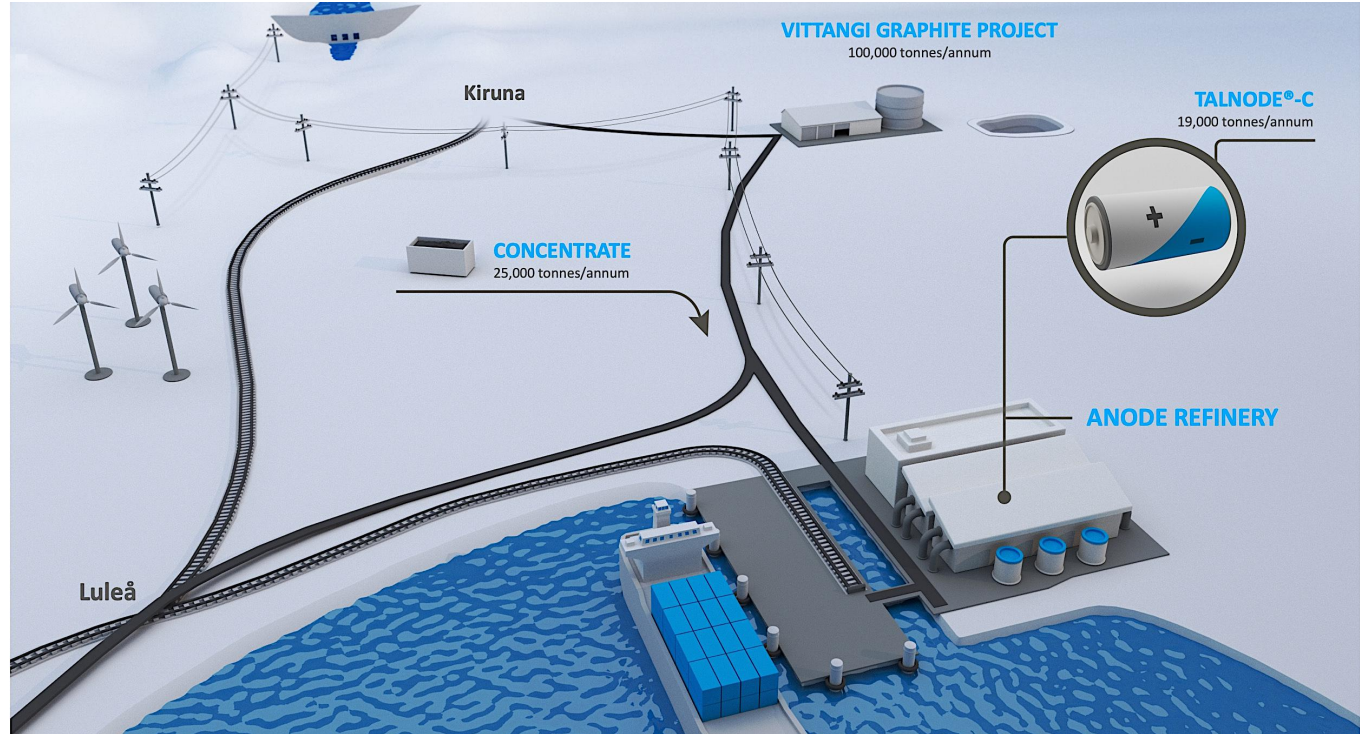
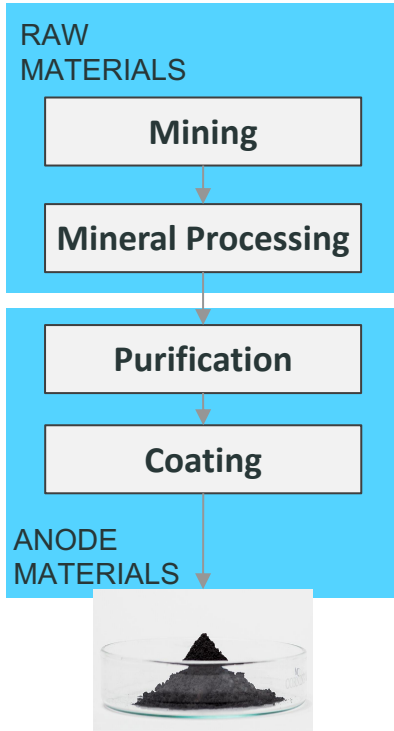


- **Talga Sweden**
Integrated graphite mine & anode production
- **Talga Germany**
Metallurgical process pilot facility & EU customer network
- **Talga UK**
Battery anode product & technology centre in Cambridge



Talga's Vittangi Project Sweden

Vertically integrated anode production



Technical Leadership



Dr Claudio Capiglia

Over 20 years of expertise in the lithium-ion battery (LiB) industry in Japan

Extensive knowledge of RD&I and manufacturing of battery materials and LiB tech

Previously Professor at IIT (Italy), CTO of original Li-ion cell manufacturers in Europe, and senior scientist at Toyota (solid state batteries)



Dr Anna Motta

Over 20 years of expertise in research management and technology transfer

Previously project manager at Cambridge Graphene Centre

PhD at University of Helsinki with specialisation on production and use of carbon nanomaterials



Dr Fengming Liu

Over 12 years of industry experience with focus on silicon and new generation battery anodes

Co-founder and previously Senior Scientist of Nexeon

PhD from Imperial College London in electrochemistry



Dr Karanveer S. Aneja

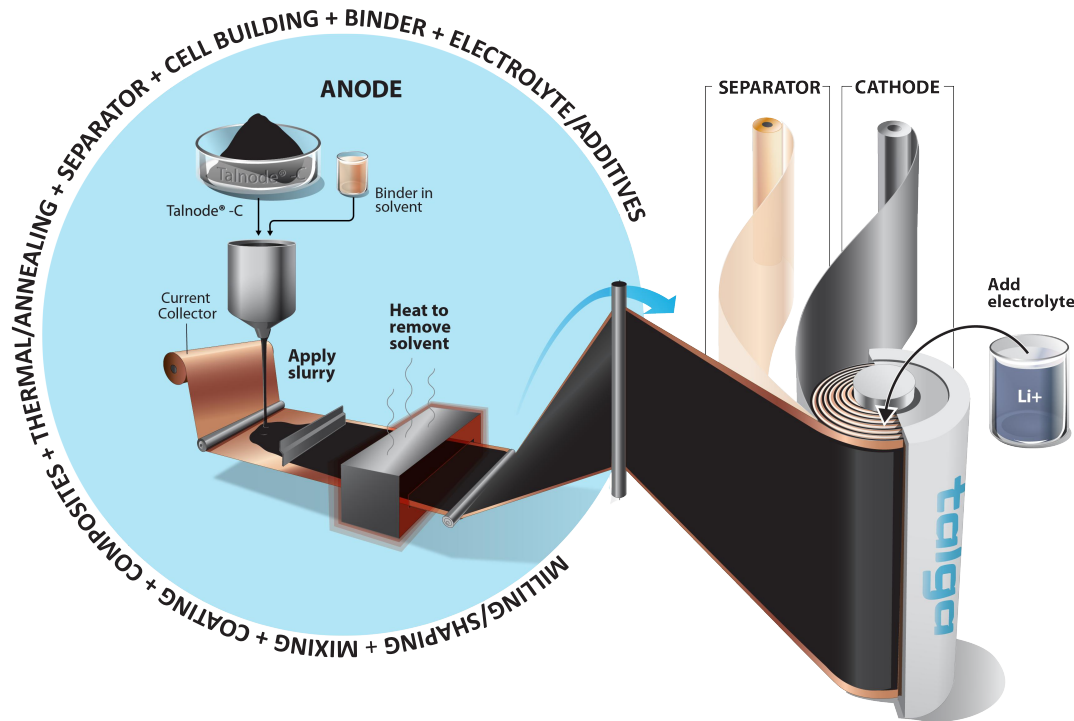
Extensive knowledge of use of graphene in coatings and composites

Lead scientist for composites and coatings development

PhD at IIT Bombay with specialisation in corrosion science

Anode Technology Moat

Full in-house technology capability with 100% controlled mine-to-product supply chain



High quality production using natural graphite from unique high grade graphite resource

+ Strong processing and in-house product technology to bridge battery anode moat and enter supply chain

High barrier of entry for other new market participants

Position in the Supply Chain

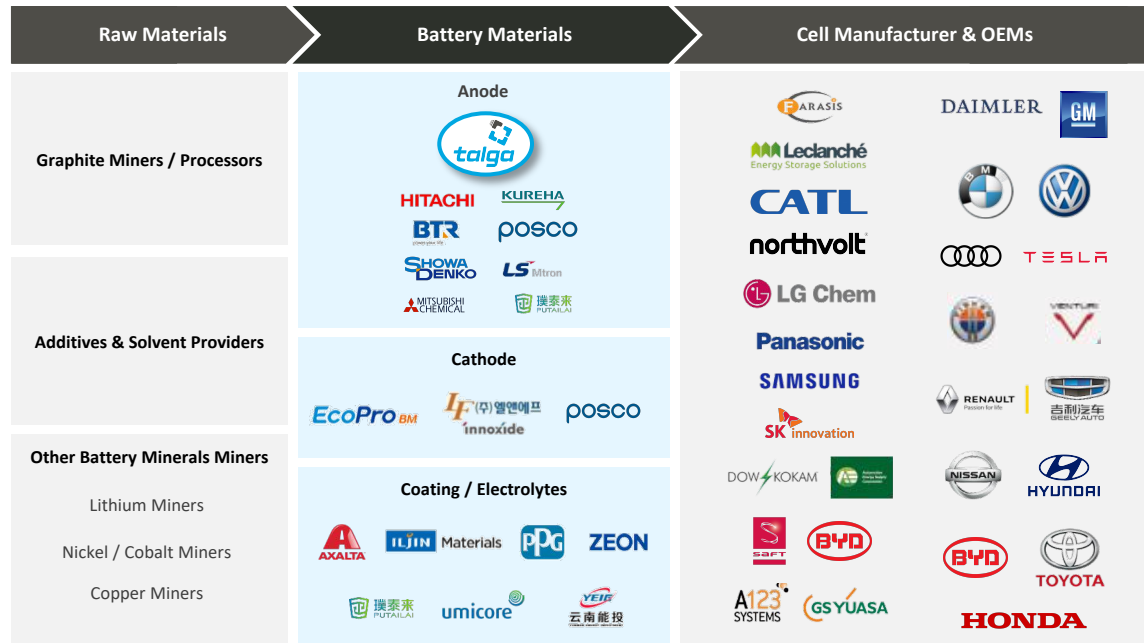
Integrated supplier of anode products directly to EV battery manufacturers

- ✓ Highly engineered differentiated products
- ✓ Proprietary processes & product development
- ✓ Direct supplier to battery cell makers
- ✓ Direct interaction & customisation of products with OEMs

"We prefer separator and anode segments over other segments in EV battery value chain due to 1) concentrated supply structure, 2) high technical entry barrier, and 3) customized feature of products"

Morgan Stanley

Equity Research – "The Global Electric Vehicle Portfolio: 64 Stocks that Benefit from Rapid EV Adoption", 26 October 2020



SOURCE: RECRUIT, AVICIENNE. NOTE: SELECTED LI-ION SUPPLY CHAIN COMPANIES/NOT ALL MARKET PARTICIPANTS ILLUSTRATED. THE COMPANY CAUTIONS THAT IT IS NOT PRESENTLY PARTY TO SUPPLY AGREEMENTS WITH ALL THE PARTIES NAMED ABOVE. HOWEVER, ON THE BASIS OF THE COMPANY'S ENGAGEMENTS WITH THESE OR SIMILAR PARTIES, THE COMPANY CONSIDERS THAT IT HAS A REASONABLE BASIS FOR THE VIEW THAT IT CAN FILL THIS POSITION IN THE SUPPLY CHAIN. THE COMPANY CAUTIONS INVESTORS AGAINST APPLYING UNDUE WEIGHT ON THE ABOVE.

Building the Solution

Planned anode refinery in Luleå, Sweden to be fed graphite feedstock from Talga's Vittangi project to produce **19,000tpa coated anode (Talnode®-C) for 22 years starting in 2023**

PFS shows strong financial potential with pre-tax annual revenue of US\$188m and IRR 55% at NPV₈ (real) US\$1,056m

Customer qualification processes underway using Talga's pilot plant production. Larger and continuous Electric Vehicle Anode (EVA) pilot plant to be constructed 2021 for next level of customer qualification and purchase contracts

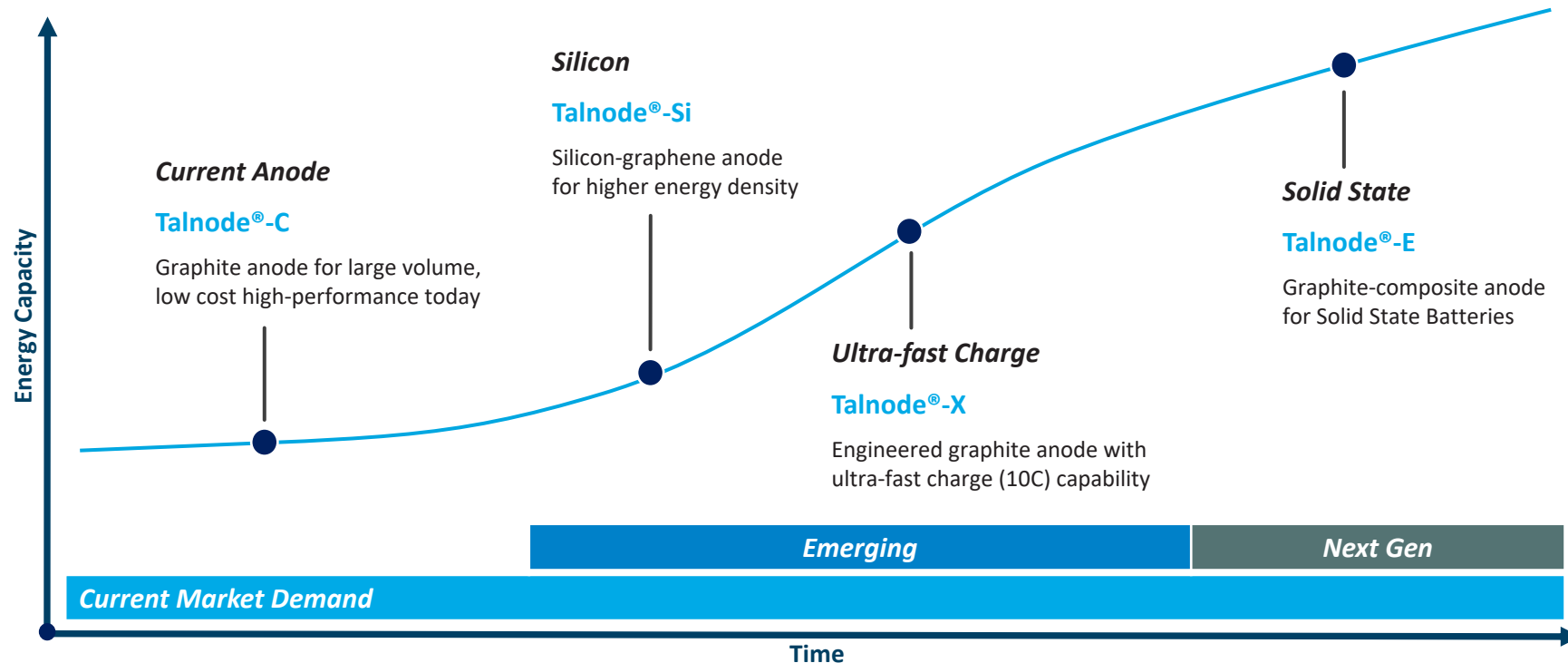
Expressions of interest received for >300% of this capacity, so **additional 85,000tpa** production scoped to expand to **total >100,000tpa** anode production starting 2025-26

SEE: ASX:TLG 23 MAY 2019 and 7 DEC 2020. NOTE: TALGA CONFIRMS ALL MATERIAL ASSUMPTIONS UNDERPINNING THE PRODUCTION TARGET AND CORRESPONDING FINANCIAL INFORMATION CONTINUE TO APPLY AND HAVE NOT MATERIALLY CHANGED AS PER LISTING RULE 5.19.2. PLEASE REFER TO THE CAUTIONARY STATEMENT IN RESPECT OF THE NISKA SCOPING STUDY.



Talga Anode Products

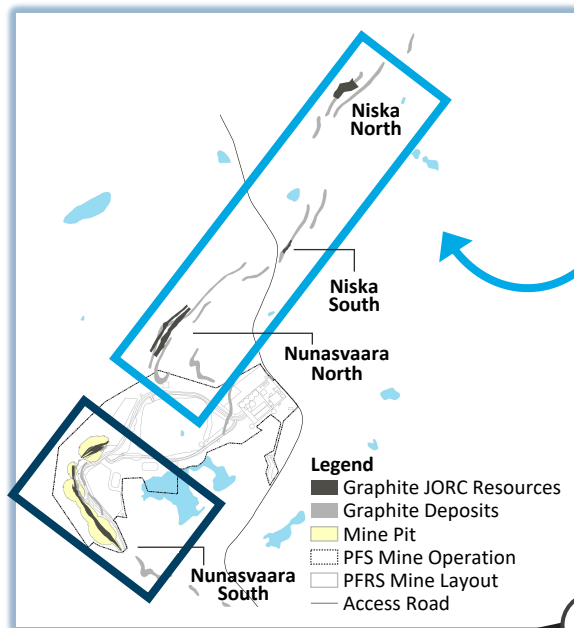
Talga graphite derived battery anode range designed for growth and 'future-proofing'



Path to >100,000tpa Anode Production

Niska adds to Vittangi to become largest anode producer outside China

Vittangi Anode Project (PFS)	
Talnode®-C	19,000tpa
LOM	22 years
Pre-tax NPV ₈	US\$1,056M
Pre-tax IRR	55%
Capex	US\$174M



Niska Expansion ⁽¹⁾ (Scoping Study)	
Talnode®-C	84,700tpa
Talphen®	8,470tpa
Life of Mine	14 years
Pre-tax NPV ₈ base case	US\$3,540M
Pre-tax IRR	47%
Capex (inc. contingency)	US\$1,246M ⁽²⁾

2020-22
DEVELOPMENT
EVA PLANT

2023
COMMERCIAL 19,000tpa

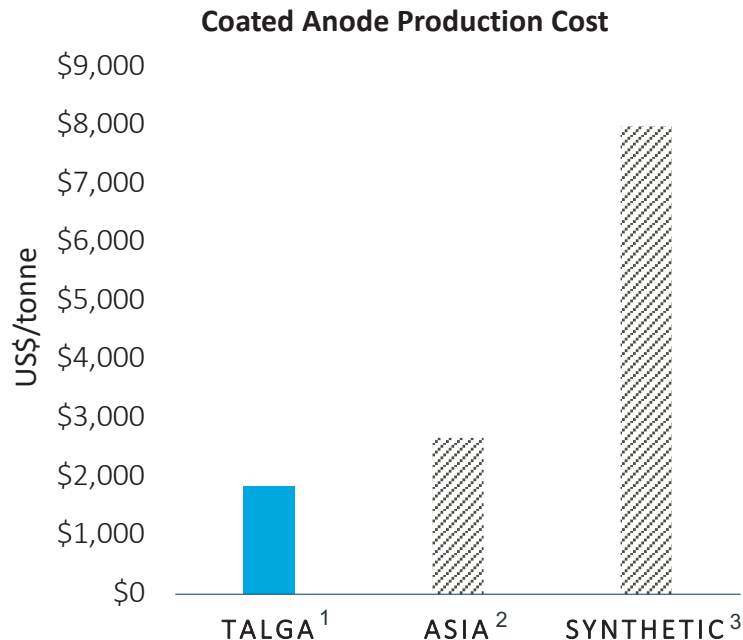
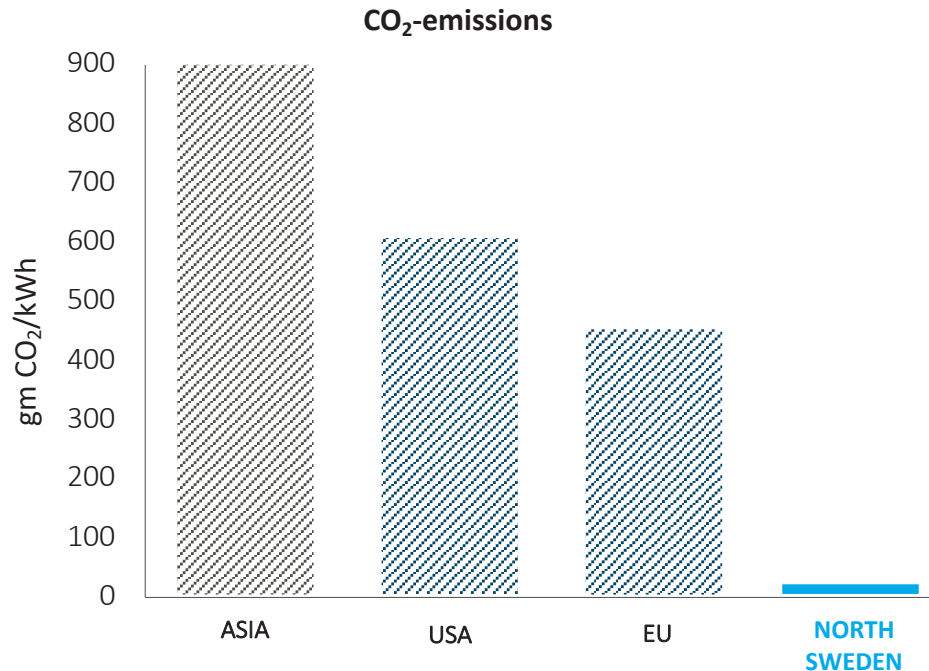
2025
EXPANSION TO
~104,000tpa

SEE: ASX:TLG 23 MAY 2019, 24 JUNE and 7 DEC 2020

(1) REFER TO THE CAUTIONARY STATEMENT IN RESPECT OF THE NISKA SCOPING STUDY ON PAGE 2. (2) INCLUDES US\$171M MINE AND CONCENTRATOR, PURIFICATION PLANT US\$197MM, ANODE PLANT US\$304MM, INDIRECT REFINERY US\$168MM, INFRASTRUCTURE US\$202MM and CONTINGENCY US\$206MM AS PER SCOPING STUDY RELEASED 7 DECEMBER 2020.

For Talga it Pays to be Green

The same factors that make Talga cost competitive also drive lower emissions



SOURCE: NODE POLE, BASED ON EUROSTAT AND EEA DATA. SEE: (1) ASX:TLG 23 MAY 2019. SOURCE: (2) BENCHMARK MINERAL INTELLIGENCE PRESENTATION: 'CHINA' REFERS TO COATED NATURAL GRAPHITE ANODE PRODUCED IN CHINA, BASED ON BULK SALES AND MID-POINT AVERAGE COSTS AS OF H1 2018. (3) RECRUIT REPORT: 'SYNTHETIC' REFERS TO COATED ANODE MADE FROM SYNTHETIC GRAPHITE SOURCE e.g. NEEDLE COKE.

Growing Partnerships

Confidential qualification processes under active customer engagements including majority of announced European Li-ion battery manufacturers and six of the world's major automotive OEMs



MITSUI & CO., LTD.



Innovate UK



BOSCH



GRAPHENE FLAGSHIP



SveMin

Looking Ahead

Potential near to medium term catalysts

- ▶ JVs for Vittangi project development and funding
- ▶ Off-take and commercial partnerships with key customers
- ▶ UK feasibility studies for additional Talnode[®]-C and Talnode[®]-Si production sites
- ▶ Release of Vittangi Anode Project DFS
- ▶ 25,000 tonne trial mine and commercial concentrate ramp-up
- ▶ Construction of EV Anode plant and commercial qualification sample scale-up
- ▶ Vittangi Anode Project full-scale mine and refinery approvals. Exploitation concession application for Niska
- ▶ Major drilling programs towards increased resources and mine life



Corporate Overview

ASX:TLG PERFORMANCE (12 MONTHS)



STOCKMARKET CODES/TICKERS

Primary listing in Australia on the ASX (TLG)
with OTC trading in Germany (TGX) and US (TLGRF)

NOTE: MARKET CAPITALISATION AS AT 18 FEBRUARY 2021, SHAREHOLDER REGISTER AS AT 2 FEBRUARY 2021. ⁽¹⁾ UNLISTED OPTIONS INCLUDE PERFORMANCE RIGHTS SUBJECT TO VESTING CONDITIONS.

CAPITAL STRUCTURE

ASX Listing Code:	TLG
Market Capitalisation:	\$456M
Listed Shares:	303.2M
Unlisted Options:	12.9M ⁽¹⁾
Cash as at 31 December 2020:	\$32.4M
SPP Cash (ASX:TLG 20 Jan 2021):	\$30.0M

MAJOR SHAREHOLDERS

Mark Thompson – M. Director	4.7%
Kinetic Investment Partners	4.4%
UBS Securities Australia	2.6%
UBS AG	2.4%
Regal Funds Management	2.3%

TOP 20 SHAREHOLDERS	32.8%
Total number of shareholders	10,388

TALGA GROUP LTD

ASX Code: TLG

Head Office: 1st Floor, 2 Richardson Street, West Perth WA 6005, Australia

Phone: +61 8 9481 6667

Email: info@talgagroup.com

Website: www.talgagroup.com



GLOBAL OPERATIONS

Talga Sweden: Vänortvägen 2, 981 32 Kiruna, Sweden

Talga Sweden: Storgatan 7, 972 38 Luleå, Sweden

Talga UK: The Bradfield Centre, 184 Cambridge Science Park, Cambridge CB4 0FQ, UK

Talga Germany: Prof.-Hermann-Klare-Str. 25, 07407 Rudolstadt, Germany

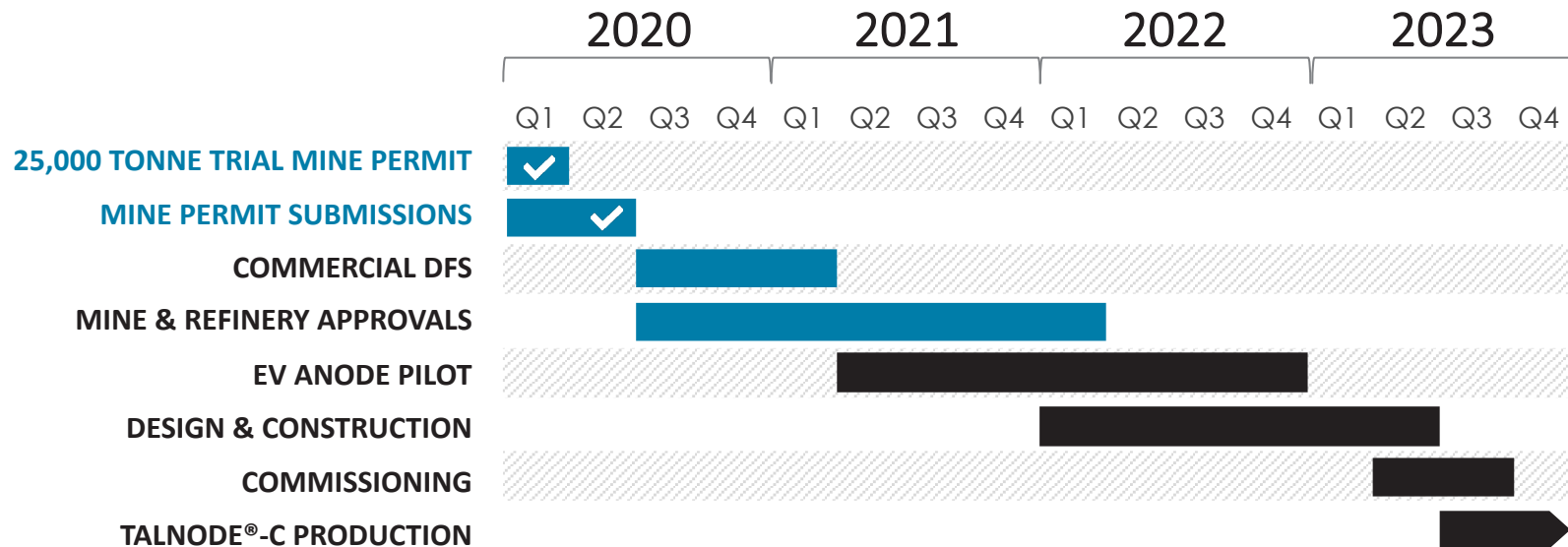
Talga Japan: Takatsuki, 569-1046, Osaka, Japan



Appendix

Vittangi Anode Project: Timeline

Trial mine approved and full-scale mining applications submitted for 2023 production



Vittangi Anode Project PFS

Key outcomes confirms technically and financially robust initial project

PARAMETER	UNITS	OUTCOME
Annual ore mining rate	tonnes	100,000
Average annual production of Talnode®-C	tonnes	19,000
Life of Mine (LOM)	years	22
Pre-tax NPV ₈ (real)	\$M	\$1,056
Pre-tax IRR	%	55%
Capex	\$M	\$174
Payback	years	1.5
Talnode®-C average price	\$/t product	\$11,250
Revenue (LOM)	\$M	\$4,148
Cash cost of production of Talnode®-C	\$/t product	\$1,852
EBITDA (LOM)	\$M	\$3,254
Net profit before tax (LOM)	\$M	\$3,133

NOTE: PFS STUDY DETAILS FOR THE VITTANGI ANODE PROJECT, ESTIMATED KEY ECONOMIC OUTCOMES ALL IN USD. TALNODE®-C PRICE BASED ON BENCHMARK ASSESSMENT REPORT. SEE: ASX:TLG 23 MAY 2019. NOTE: TALGA CONFIRMS ALL MATERIAL ASSUMPTIONS UNDERPINNING THE PRODUCTION TARGET AND CORRESPONDING FINANCIAL INFORMATION CONTINUE TO APPLY AND HAVE NOT MATERIALLY CHANGED AS PER LISTING RULE 5.19.2

Niska Scoping Study

Key outcomes outlines pathway to globally significant battery anode production

PARAMETER	UNITS	OUTCOME
Annual ore mining rate	tonnes	400,000
Average annual production of Talnode®-C	tonnes	84,700
Average annual production of Talphene®	tonnes	8,470
Life of Mine (LOM)	years	14
Pre-tax NPV ₈ (real) from Talnode®-C price range	\$M	\$2,430 to \$4,650
Post-tax NPV ₈ (real) from Talnode®-C price range	\$M	\$1,610 to \$3,340
Pre-tax IRR (base case)	%	47%
Post-tax IRR (base case)	%	37%
Capex (inc. contingency)	\$M	US\$1,246
Post-commissioning Payback (pre-tax, base case)	years	1.7
Free Cashflow (LOM, base case)	\$M	7,605
Talnode®-C base case price (range \$7,500 to 11,250/t)	\$/t product	\$9,375
Talphene® price	\$/t product	\$15,000
Revenue (LOM, base case)	\$M	\$11,700
Cash cost	\$/t product	\$2,380
EBITDA (LOM, base case)	\$M	\$8,850

REFER TO THE CAUTIONARY STATEMENT IN RESPECT OF THE NISKA SCOPING STUDY. NOTE: SCOPING STUDY DETAILS FOR THE NISKA PROJECT, ESTIMATED KEY ECONOMIC OUTCOMES ALL IN USD. SEE: ASX:TLG 7 DEC 2020.

JORC Graphite Reserve & Resources

Ore Reserve ^{3, 6}	Tonnes	Graphite (% Cg)
Nunasvaara (JORC 2012)	1,935,000	23.5
Proven	0	0
Probable	1,935,000	23.5

Mineral Resources ^{1, 2, 4, 5, 7, 8, 9}	Tonnes	Graphite (% Cg)
Vittangi Nunasvaara (JORC 2012)	14,900,000	23.4
Indicated	10,400,000	25.6
Inferred	4,500,000	18.3
Vittangi Niska (JORC 2012)	4,600,000	25.8
Indicated	4,600,000	25.8
Jalkunen (JORC 2012)	31,500,000	14.9
Inferred	31,500,000	14.9
Raitajärvi (JORC 2004)	4,300,000	7.1
Indicated	3,400,000	7.3
Inferred	900,000	6.4
Total Mineral Resources	55,300,000	17.5

NOTE: ¹ MINERAL RESOURCES ARE INCLUSIVE OF ORE RESERVES.

² MINERAL RESOURCES ARE REPORTED AT VARIOUS CUT OFF GRADES: NUNASVAARA AND NISKA 10%Cg, JALKUNEN 5%Cg AND RAITAJÄRVI 5%Cg.

³ ORE RESERVE IS REPORTED AT A CUT OFF GRADE OF 12%Cg.

⁴ ERRORS MAY EXIST DUE TO ROUNDING.

Competent Person Statements

The Niska Mineral Resource estimate was first reported in the Company's announcement dated 15 October 2019 titled 'Talga boosts Swedish graphite project with maiden Niska resource'. The Company confirms that it is not aware of any new information or data that materially affects the information included in the previous market announcement and that all material assumptions and technical parameters underpinning the Resource estimate in the previous market announcement continue to apply and have not materially changed.

The Nunasvaara Mineral Resource estimate was first reported in the Company's announcement dated 17 September 2020 titled 'Talga Boosts European Natural Graphite Resources'. The Company confirms that it is not aware of any new information or data that materially affects the information included in the previous market announcement and that all material assumptions and technical parameters underpinning the Resource estimate in the previous market announcement continue to apply and have not materially changed.

The Nunasvaara Ore Reserve statement was first reported in the Company's announcement dated 23 May 2019 titled 'Outstanding PFS results support Vittangi graphite development'. The Company confirms that it is not aware of any new information or data that materially affects the information included in the previous market announcement and that all material assumptions and technical parameters underpinning the Reserve estimate in the previous market announcement continue to apply and have not materially changed.

The Jalkunen Mineral Resource estimate was first reported in the Company's announcement dated 27 August 2015 titled 'Talga Trebles Total Graphite Resource to Global Scale'. The Company confirms that it is not aware of any new information or data that materially affects the information included in the previous market announcement and that all material assumptions and technical parameters underpinning the Resource estimate in the previous market announcement continue to apply and have not materially changed.

The Raitajärvi Mineral Resource estimate was first reported in the Company's announcement dated 26 August 2013 titled '500% Increase to 307,300 Tonnes Contained Graphite in New Resource Upgrade for Talga's Swedish Project'. The Company confirms that it is not aware of any new information or data that materially affects the information included in the previous market announcement and that all material assumptions and technical parameters underpinning the Resource estimate in the previous market announcement continue to apply and have not materially changed.

The Company first reported the production targets and forecast financial information referred to in this presentation in accordance with Listing Rules 5.16 and 5.17 in its announcement titled 'Outstanding PFS results support Vittangi graphite development' dated 23 May 2019. The Company confirms that all material assumptions underpinning those production targets and forecast financial information derived from those production targets continue to apply and have not materially changed.